

# Qualitative research

for Kingdom impact

# Qualitative research

for Kingdom impact

*Not everything that can be counted counts.*

*Not everything that counts can be counted.*

*—sociologist William Bruce Cameron*

# Qualitative methods

attempt to explore, describe, and explain in a deep, detailed way.


“What do I see happening around me that I don’t understand?”

“What do I see happening around me that I don’t understand?”

“Why do people \_\_\_\_\_?”

a funnel





Galatia, Cappadocia, Syria, Jerusalem, Dead (Salt) Sea, Casarea, Sidon, Damascus.

...which I, Paul, was made a minister.

24 Now I rejoice in my sufferings for your sake, and in my flesh I do my share on behalf of His body (which is the church) in filling up that which is lacking in Christ's afflictions.

25 Of this church I was made a minister according to the stewardship from God bestowed on me for your benefit, that I might fully carry out the preaching of the word of God.

26 that is, the mystery which has been hidden from the past ages and generations; but has now been manifested to His saints,

27 to whom God willed to make known what is the riches of the glory of this mystery among the Gentiles, which is Christ in you, the hope of glory.

28 And we proclaim Him, admonishing every man and teaching every man with all wisdom, that we may present every man complete in Christ.

29 (And for this purpose) also I labor, striving according to His power, which mightily works within me.

*Chapter 2 Theme: Freedom that comes through Christ*

2 (For) I want you to know how great a struggle I have on your behalf, and for those who are at Laodicea, and for all those who have not personally seen my face,

2 that their hearts may be encouraged, having been knit together in love, and attaining to all the wealth that comes from the full assurance of understanding, resulting in a true knowledge of God's mystery that is, Christ Himself,

3 in whom are hidden all the treasures of wisdom and knowledge.

4 I say this in order that no one may delude you with persuasive argument.

5 (For) even though I am absent in body, nevertheless I am with you in spirit, rejoicing to see your good discipline and the stability of your faith in Christ.

6 As you (therefore) have received Christ Jesus the Lord, so walk in Him,

7 having been firmly rooted and now being built up in Him and established in your faith, just as you were instructed, and overflowing with gratitude.

8 See to it that no one takes you captive through philosophy and empty deception, according to the tradition of men, according to the elementary principles of the world, rather than according to Christ.

9 (For) in Him all the fullness of Deity dwells in bodily form,

10 and in Him you have been made complete, and He is the head over all rule and authority;

11 and in Him you were also circumcised with a circumcision made without hands, in the removal of the body of the flesh by the circumcision of Christ;

10 Or, fullness of Eph. 3:19; Heb. 1:21; 1 Cor. 15:24; Eph. 3:10; Col. 2:15  
11 Rom. 2:28; Eph. 2:11; Rom. 6:6; Gal. 5:24; Col. 3:5

Christ in you the hope of glory!

Christ is God's mystery

- purpose - warning

Just as you received, Christ: walk in him

- warning

# inductive Bible study

# Qualitative research


- ▶ Qualitative research is a way to explore and understand how a person or group looks at a situation or problem.
- ▶ The research process consists of asking questions, adding information, and continuing to ask more questions and acquire more information and insight.
- ▶ Gathering data usually takes place where the people live or work.
- ▶ The researcher analyzes the data inductively, moving from detailed observations to general themes and on to understanding significance and meaning.

*Adapted from Creswell, 2009*



Quantitative

Qualitative



## Quantitative

- ▶ In quantitative research we classify features, count them, and construct statistical models to explain what is observed.

## Qualitative

## Quantitative

- ▶ In quantitative research we classify features, count them, and construct statistical models to explain what is observed.

## Qualitative

- ▶ The aim of qualitative research is complete, detailed description.

## Quantitative

- ▶ In quantitative research we classify features, count them, and construct statistical models to explain what is observed.
- ▶ Researcher knows clearly in advance what s/he is looking for.

## Qualitative

- ▶ The aim of qualitative research is complete, detailed description.

## Quantitative

- ▶ In quantitative research we classify features, count them, and construct statistical models to explain what is observed.
- ▶ Researcher knows clearly in advance what s/he is looking for.

## Qualitative

- ▶ The aim of qualitative research is complete, detailed description.
- ▶ Researcher may only know roughly in advance what s/he is looking for.

## Quantitative

- ▶ In quantitative research we classify features, count them, and construct statistical models to explain what is observed.
- ▶ Researcher knows clearly in advance what s/he is looking for.
- ▶ All aspects of the study are carefully designed before data is collected.

## Qualitative

- ▶ The aim of qualitative research is complete, detailed description.
- ▶ Researcher may only know roughly in advance what s/he is looking for.

## Quantitative

- ▶ In quantitative research we classify features, count them, and construct statistical models to explain what is observed.
- ▶ Researcher knows clearly in advance what s/he is looking for.
- ▶ All aspects of the study are carefully designed before data is collected.

## Qualitative

- ▶ The aim of qualitative research is complete, detailed description.
- ▶ Researcher may only know roughly in advance what s/he is looking for.
- ▶ The design emerges as the study unfolds.

## Quantitative

- ▶ In quantitative research we classify features, count them, and construct statistical models to explain what is observed.
- ▶ Researcher knows clearly in advance what s/he is looking for.
- ▶ All aspects of the study are carefully designed before data is collected.
- ▶ The researcher uses tools, such as questionnaires or equipment, to collect numerical data.

## Qualitative

- ▶ The aim of qualitative research is complete, detailed description.
- ▶ Researcher may only know roughly in advance what s/he is looking for.
- ▶ The design emerges as the study unfolds.



## Quantitative

- ▶ In quantitative research we classify features, count them, and construct statistical models to explain what is observed.
- ▶ Researcher knows clearly in advance what s/he is looking for.
- ▶ All aspects of the study are carefully designed before data is collected.
- ▶ The researcher uses tools, such as questionnaires or equipment, to collect numerical data.

## Qualitative

- ▶ The aim of qualitative research is complete, detailed description.
- ▶ Researcher may only know roughly in advance what s/he is looking for.
- ▶ The design emerges as the study unfolds.
- ▶ The researcher is the data collecting instrument.

## Quantitative

- ▶ In quantitative research we classify features, count them, and construct statistical models to explain what is observed.
- ▶ Researcher knows clearly in advance what s/he is looking for.
- ▶ All aspects of the study are carefully designed before data is collected.
- ▶ The researcher uses tools, such as questionnaires or equipment, to collect numerical data.


## Qualitative

- ▶ The aim of qualitative research is complete, detailed description.
- ▶ Researcher may only know roughly in advance what s/he is looking for.
- ▶ The design emerges as the study unfolds.
- ▶ The researcher is the data collecting instrument.



Quantitative

Qualitative



## Quantitative

- ▶ Data is in the form of numbers and statistics.

## Qualitative

## Quantitative

- ▶ Data is in the form of numbers and statistics.

## Qualitative

- ▶ Data is gathered in the form of words, pictures, or objects.

## Quantitative

- ▶ Data is in the form of numbers and statistics.
- ▶ Quantitative data is more efficient, able to test hypotheses, but may miss contextual details.

## Qualitative

- ▶ Data is gathered in the form of words, pictures, or objects.

## Quantitative

- ▶ Data is in the form of numbers and statistics.
- ▶ Quantitative data is more efficient, able to test hypotheses, but may miss contextual details.

## Qualitative

- ▶ Data is gathered in the form of words, pictures, or objects.
- ▶ Qualitative data is rich, detailed, time consuming, and more difficult to be generalized.

## Quantitative

- ▶ Data is in the form of numbers and statistics.
- ▶ Quantitative data is more efficient, able to test hypotheses, but may miss contextual details.
- ▶ The researcher tends to remain objectively separated from the subject matter.

## Qualitative

- ▶ Data is gathered in the form of words, pictures, or objects.
- ▶ Qualitative data is rich, detailed, time consuming, and more difficult to be generalized.



## Quantitative

- ▶ Data is in the form of numbers and statistics.
- ▶ Quantitative data is more efficient, able to test hypotheses, but may miss contextual details.
- ▶ The researcher tends to remain objectively separated from the subject matter.

## Qualitative

- ▶ Data is gathered in the form of words, pictures, or objects.
- ▶ Qualitative data is rich, detailed, time consuming, and more difficult to be generalized.
- ▶ The researcher tends to become subjectively immersed in the subject matter.

## Quantitative

- ▶ Data is in the form of numbers and statistics.
- ▶ Quantitative data is more efficient, able to test hypotheses, but may miss contextual details.
- ▶ The researcher tends to remain objectively separated from the subject matter.

## Qualitative

- ▶ Data is gathered in the form of words, pictures, or objects.
- ▶ Qualitative data is rich, detailed, time consuming, and more difficult to be generalized.
- ▶ The researcher tends to become subjectively immersed in the subject matter.

*adapted from Miles and Huberman*

# The qualitative researcher

The background of the slide features abstract, overlapping geometric shapes in various shades of blue and red. The shapes are semi-transparent, creating a layered effect. The colors range from light, airy blues to deep, rich reds and dark blues. The overall composition is modern and professional, with the text centered on the white space.

# Gathering data

- ▶ Observation, including taking in words and actions as well as the physical surroundings
- ▶ Participant observation
- ▶ Interviewing: non-structured, semi-structured, structured
- ▶ Case studies
- ▶ Ethnographies
- ▶ Focus groups
- ▶ Conversational analysis
- ▶ Narrative analysis, focusing on a significant story or a personal history
- ▶ Surveys or questionnaires with open-ended questionnaires
- ▶ Text analysis of documents, records, journals, etc.
- ▶ Film or video

Analyzing data

The background features a series of overlapping, semi-transparent geometric shapes. On the right side, there are several large triangles and polygons in various shades of blue, ranging from light sky blue to deep navy. A prominent dark red shape is also visible, partially overlapping the blue shapes. The overall composition is modern and minimalist, with a clean white background.

Validity

The background features a complex arrangement of overlapping, semi-transparent geometric shapes. On the right side, there are several large triangles and polygons in various shades of blue, ranging from light sky blue to deep navy. A prominent dark red shape is also visible, partially overlapping the blue ones. The overall composition is modern and abstract, with sharp lines and a clean, minimalist aesthetic.

# Examples

The background features a series of overlapping, semi-transparent geometric shapes. On the right side, there are several triangles and polygons in various shades of blue, ranging from light sky blue to deep navy. A prominent dark red shape is also visible, overlapping with the blue shapes. The overall composition is modern and minimalist.

Kingdom impact

The background features a complex, abstract composition of overlapping geometric shapes. On the right side, there are several large, semi-transparent triangles and polygons in various shades of blue, ranging from light sky blue to deep navy blue. A prominent, semi-transparent red shape is also visible, overlapping with the blue shapes. The overall effect is a modern, layered design that frames the central text.



